



Grinding , Twin -Head

CTG -301



CTG -302




CTG - 303






GRINDING WHEEL WORKTABLE


CTG - 201




CTG - 301




CTG - 202



CTG - 302



CTG - 203



CTG - 303





SPECIFICATION

MODEL	CTG -201	CTG -202	CTG -203	CTG - 301	CTG - 302	CTG - 303
HP	1/4	1/2	1	1/4	1/2	1/2
SINGLE-PHASE	110V	110V	110V/220V	110V	110V	110V/220V
CURRENT	4A	6A	12A/6A	6A	6A	6A / 3A
CYCLES	60	60	60	60	60	60
R.P.M	3450	3450	3450	3450	3450	3450
GRINDING WHEEL SPECIFICATIONS	6" x 3/4" x 1/2"	8" x 3/4" x 5/8"	10" x 1" x 1"	-----	-----	-----
CLOTH WHEEL SPECIFICATIONS	-----	-----	-----	Length 44cm	Length 58cm	Total length 85cm, length of each side is 20cm
	-----	-----	-----	Distance 4.5cm x 1/2"	Distance 3/4" x 3/4"	Distance 3/4" x 3/4"

GRINDING WHEEL WORKTABLE

CTG - 304



CTG - 601



CTG - 306



CTG - 602



CTG - 307





SPECIFICATION

MODEL	CTG - 304	CTG - 306	CTG - 307
HP	1	1	2
SINGLE-PHASE	110V/220V	110V/220V	220V
CURRENT	12A/6A	12A/6A	6A
CYCLES	60	60	60
R.P.M	3450	3450	3450
GRINDING WHEEL SPECIFICATIONS	Total length is 72cm , length of each side is 12cm	Arbor 1" , length is 2"~9"	Total length is 82cm , length of each side is 20cm
	Distance 1" x 1"	-----	Distance 1" x 1.5"

SPECIFICATION

MODEL	APPLICABLE SPECIFICATION	DIMENSIONS	WEIGHT
CTG- 601	1/4HP.1/2HP.1HP	380 X 260mm	21.5kg
CTG- 602	1/4HP.1/2HP.1HP	380 X 630mm	24kg



SPECIFICATION

MODEL	GRINDING WHEEL	HP	TENSION	SPEED	FREQUENCY	SIZE L x W x H	WEIGHT
CTG- 301	8" x 3/4 x 3/4	1/2HP	Single-phase 110v / 220v	Two poles 3450 / 2880	60/50 HZ	82 x 58 x 104cm	105kg
			Three-phase 110v / 220v	Four poles 1750 / 1450			
CTG- 302	10" x 1" x 1"	1HP	Single-phase 110v / 220v	Two poles 3450 / 2880	60/50 HZ	93 x 60 x 113cm	147kg
			Three-phase 220v / 380v	Four poles 1750 / 1450			
CTG- 303	-----	1~3HP	Three-phase 200v / 380v	Two poles 3450 / 2850	60/50 HZ	125 x 50 x 110cm	186 ~245kg
				Four poles 1750 / 1450			